






### Instructions for competitors

1	<ul style="list-style-type: none"><li>• When entering the competition room, please look for your place: your name and congress ID are shown.</li><li>• Prepare your ID card for control: particular attention will be paid to congress-ID, name spelling and birthdate.</li><li>• Create a folder with the name <b>WPXXXX</b>. XXXX is your <b>4-digit</b> ID for Katowice.</li></ul>
2	<ul style="list-style-type: none"><li>• Open your browser and navigate to <b>jury.zav.cz/files</b>.</li><li>• Enter the <b>6-digit</b> competition download key that is projected on the screen.</li><li>• Download  the zip-file <b>WP2024</b> following the instructions.</li><li>• Extract the downloaded files to your folder.</li><li>• All your documents must be saved in this folder.</li></ul>
3	Distribution of the instructions → please <b>control the text quality</b> .
4	Jury assistants sit down. <b>Attention - Start will follow</b> .
5	<ul style="list-style-type: none"><li>• You may immediately work with your computer.</li><li>• Contest is running for <b>90</b> minutes.</li></ul>
6	End of the competition: <ul style="list-style-type: none"><li>• Save all your documents in your folder and close them.</li><li>• Close your text editor.</li></ul>
7	<ul style="list-style-type: none"><li>• Open your browser and navigate to <b>jury.zav.cz/files</b>.</li><li>• Enter the <b>6-digit</b> competition upload key that is projected on the screen.</li><li>• Upload  <b>in one shot</b> the <b>10 documents</b> you have worked out.</li><li>• Follow the instructions on the screen.</li><li>• You are ready when you see  <b>successfully uploaded!</b></li><li>• Problem? Wait for the jury.</li></ul>
8	The jury is going to check the files.
9	End - You may take your computer. Thank you for your participation.

Your competition results will be published on your personal page. Access with your password received with registration confirmation.